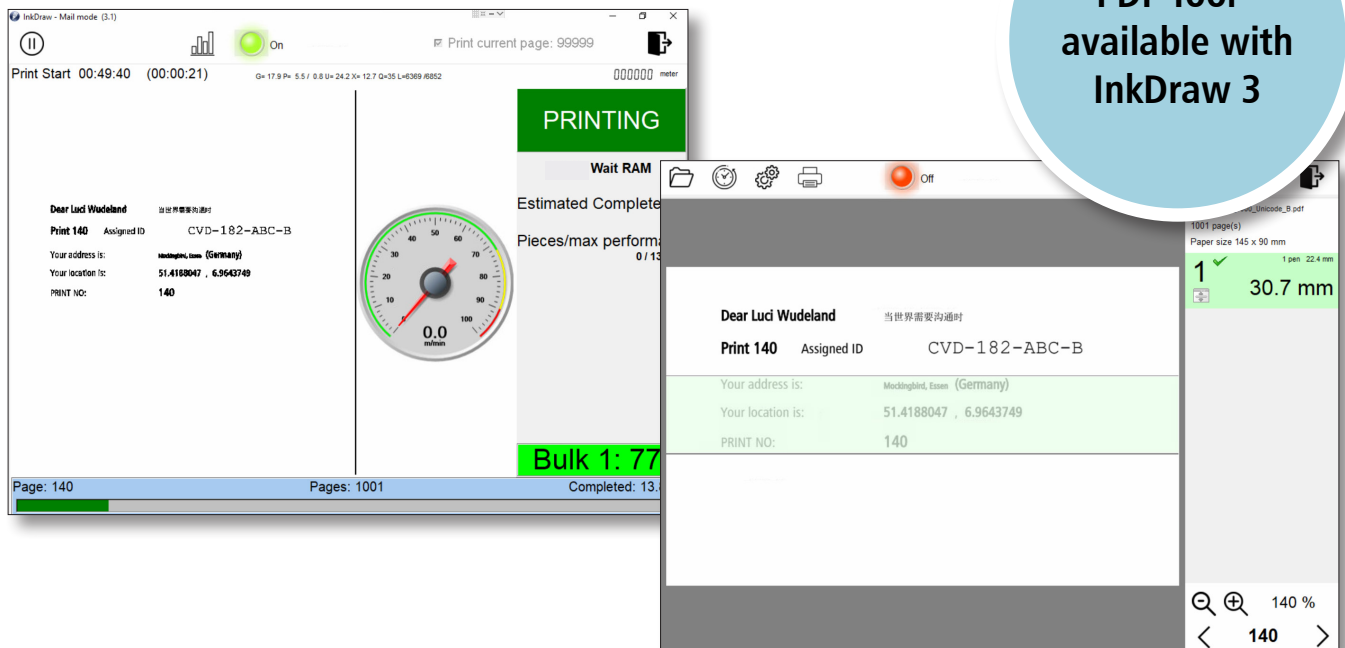


HSAJET® InkDraw PDF Tool

PDF Tool -
available with
InkDraw 3



Print from PDF - with unparalleled ease

Fast platform to ensure a smooth operation

With PDF Tool, we are introducing a platform that processes PDF files with unprecedented speed. PDF files for industrial printing can be substantial and rendering times are often long, stealing valuable time away from your production.

With PDF Tool, we have eliminated that. Regardless of file size, the platform renders the PDF file with no delay and in 10 seconds or less, you are ready to start printing, ensuring quick print job starts and smooth transitions between new productions.

Maximising security. Minimising risk of error.

PDF Tool offers an incredibly safe platform to print from and is ideal for print productions with no room for error. Often, printing from databases means working with sensitive data. We have designed PDF Tool with that in mind.

Once loaded, the PDF cannot be altered. The operator's task is simply to define the print area by dragging a ribbon to cover the relevant data. PDF Tool ensures that the PDF file is printed as it is designed, which greatly limits liability for the print job operator.

All around optimisation

PDF Tool will be a valuable contributor in ensuring a cost-effective production:

- **Maximise up-time.** Fast processing of the PDF means no time is wasted before print start or in between print jobs
- **Reduce mean time between failure.** The platform remembers a PDFs individual settings and print progress, so you are able to quickly restart where you left off
- **Save time.** Preparing the PDF for print is very simple, and only very basic training is required to use the platform
- **Increase control.** PDF Tool offers operational safety and limits the liability related to printing sensitive data to a minimum

Printer compatibilities and required software

PDF Tool is part of the InkDraw 3 software standard package and is available for HSAJET® CB6e, HSAJET® TIPC15 Premium and HSAJET® Infinity Printer configurations.

HSAJET® InkDraw PDF Tool

Load. Prepare. Print. Easy.

HSAJET® PDF Tool is a very user-friendly platform. In three very simple steps, you are ready to print:

1. Load PDF file
2. Prepare PDF for print
3. Start printing

Intuitive and simple print job preparation

Working with PDF Tool is seamless as the platform is very intuitive to use. To get started, the operator selects a PDF file from a USB key or hard drive. Even very large files load and open quickly.

Once the PDF file is rendered, coloured ribbons (representing active printheads) appear across the document. To prepare the document for print, the ribbons are simply dragged into place. Data covered by the ribbons will be printed.

Constant progress updates from start to finish

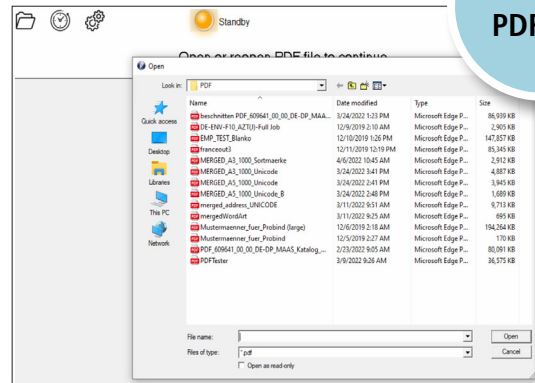
When printing, the print screen interface offers live updates on the print progress. The operator is continually updated throughout the print process. The screen shows print speed, how much of the document is printed and how much remains.

The platform autosaves settings and print progress from the last time the document was open, so you are easily able to restart print jobs where you left off.

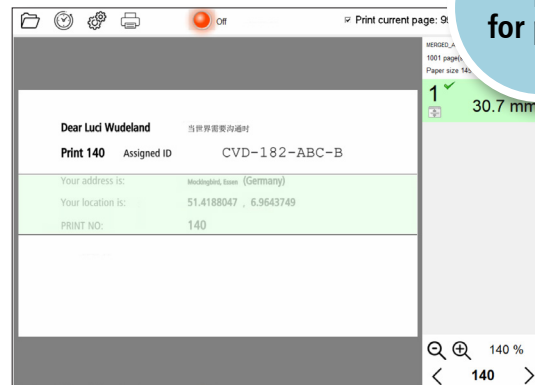
PDF Tool key features

- Able to process +50,000 pages/hour
- Ready to print in less than 10 seconds. No time-consuming prerendering
- Ideal for mailing and addressing, variable data printing, automated layouts, etc.
- Once loaded, the PDF is fixed and cannot be altered. This greatly reduces risk of operator errors occurring
- Time-saving - both in preparation and print phase
- Offers great freedom of design - prints the PDF as it is designed
- Easily print logos, specific fonts, proprietary barcodes, and other company distinctive graphics

Load PDF file



Prepare for print



Live progress updates

